




XL Plastics
Converting Machinery

DELTA Series Servo Driven

DELTA Series Servo Driven

- High Speed up to 160 Strokes/min
- Converts both Centre Seal and Three Side Seal Pouches
- Servo Motor for Indexing & Accuracy
- Microprocessor Controlled with Digital Display
- Keypad Setting for Speed, Size & Count
- Continuous Forming / Folding, Sealing & Feeding
- One Set Mechanically Reciprocating Cross Sealing Jaws
- Cross Sealer Retracts Pneumatically when Machine Stops

Combined Three Side & Center Seal Pouch Making Machine



160
Cycles / min.

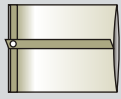
CMB 350 DELTA

Suitable for
Laminated Film
PET-PE, BOPP-PE

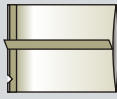
Models:
CMB 350 DELTA
CMB 450 DELTA

Types of Pouches Possible :

Centre Seal Pouches :



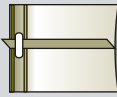
Hole Punch



V-Notch




Standard Pouch



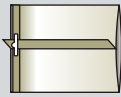
Broad Seal with D Punch



Side Gusset



K Seal



Hanger Punch



Off Center Sealing

3 Side Seal Pouches



Standard Pouch



Euro Punch

Features :

DELTA Series Servo Driven

- High Speed up to 160 Strokes/min
- Converts both Centre Seal and Three Side Seal Pouches
- Servo Motor for Indexing & Accuracy
- Microprocessor Controlled with Digital Display
- Keypad Setting for Speed, Size & Count
- Continuous Forming / Folding, Sealing & Feeding
- One Set Mechanically Reciprocating Cross Sealing Jaws

Optional Attachments :

- Pneumatic Cooling Station for Cross Seal
- Pneumatic Handle Punch
- Pneumatic Euro Punch
- Pneumatic Hole Punch
- K-Seal Attachments
- Pneumatic V Notch
- Off Center Sealing Attachment
- Edge Guiding System (EPC) on Unwind
- Auto Tension Control System with Load Cell & Particle Brake

Specifications

Model	Max. web Width mm	Max. Pouch Size mm	Max. Speed Strokes/min	Connected Load KW	Approx. Weight Kg	Dimensions W x L x H cm
CMB -350 Delta	720	350 x 420	160	9.0	2300	174 x 824 x 163
CMB -450 Delta	920	450 x 520	150	10.0	2600	194 x 844 x 183

Standard Supply Voltage: 415 V, 3 Phase & Neutral, 50 Hz
(Can be changed as per customers requirement)

Comp. Air Requirement : 5 Cfm

The manufacturer reserves the right to change design/specifications because of continuous developments.

Accessories/Attachments shown on the photograph may not be part of the standard machine.

Max. Speed shown above is only indicative and the actual speed will depend on size, thickness and the materials of the film.
Compressed Air & Chilled Water, If Required, Not in our Scope of Supply.



XL Plastics

Survey No.442-452, NH No. 8, Behind Galaxy Hotel, Por, Vadodara – 391 243.

Tel : + 91-265-2830176, 2830177, 2830178

E-mail : info@xlplastics.com

Website : www.xlplastics.com